

HistoCyto

Laboratory Information System
for pathology laboratories

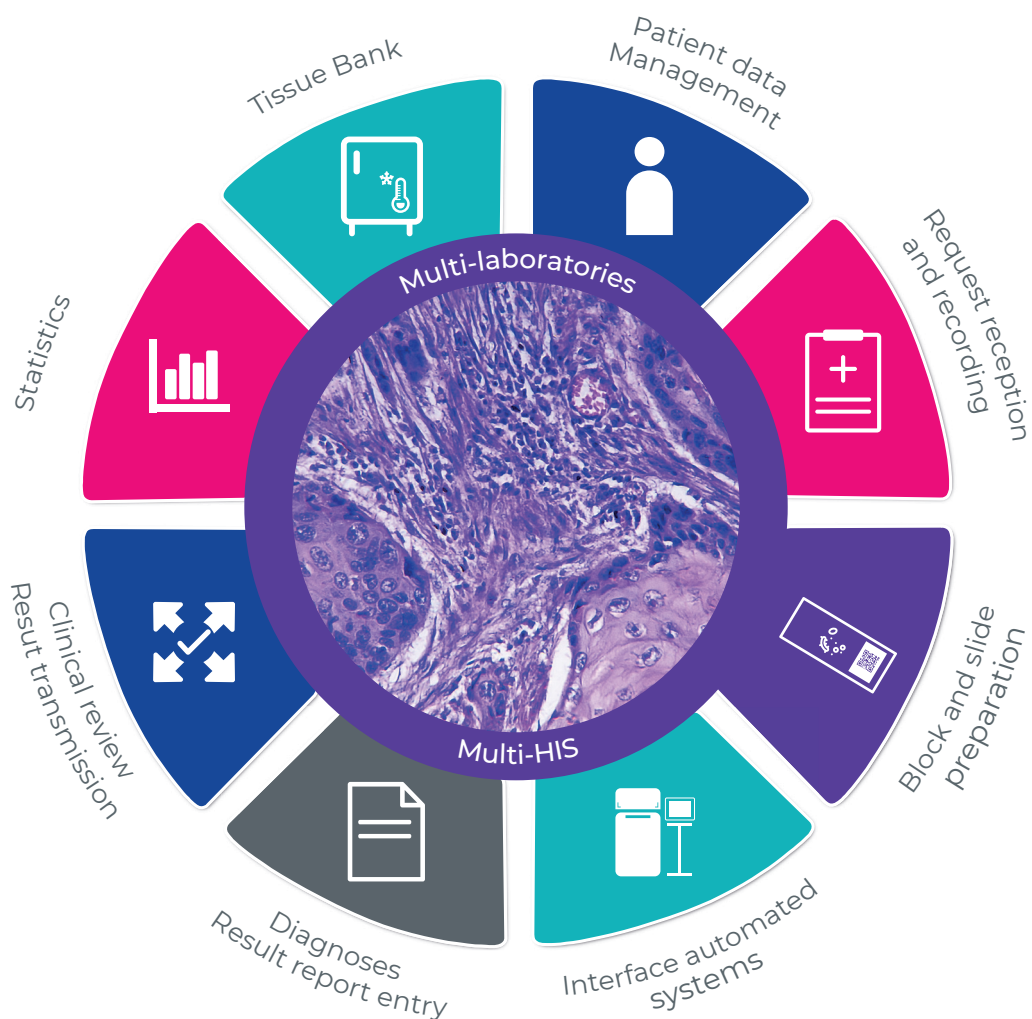
OPTIMIZE LABORATORY EFFICIENCY



YOUR PATIENTS... OUR SOLUTIONS FROM REQUEST TO DIAGNOSIS

A scalable solution dedicated to the specific needs of anatomy and pathology laboratories.

- Focused on patient safety, ^{TD}HistoCyto contributes to improving laboratory efficiency by optimizing business processes and by making the most of technological advances
- Facilitates day-to-day work of staff and allows pathologists to focus on the essential: patient diagnoses



ENSURE TRACEABILITY AND PATIENT SAFETY

Laboratory efficiency

- Accelerate request entry
- Standardize macroscopy protocols
- Track techniques performed
- Print microtome slides
- Streamline work by using barcode readers and touch screens

Multimodal reporting

- Opt for digital dictation, voice recognition or data entry using glossary codes
- Simple access to report validation
- Standardize diagnostic reports
- Generate reports for cervical cancer screening automatically (HPV)

Quality

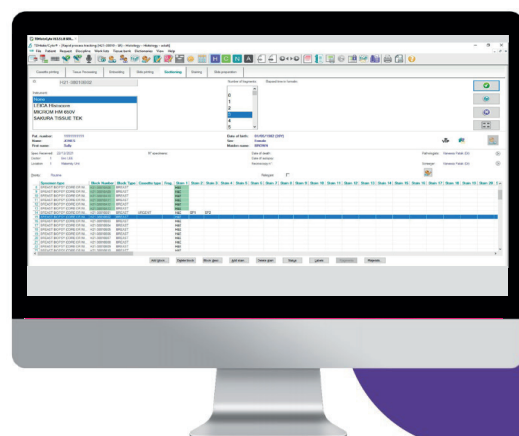
- Track all actions related to individual requests
- Track non-conformities
- Archive reports in PDF format
- Facilitate laboratory accreditation processes and document management

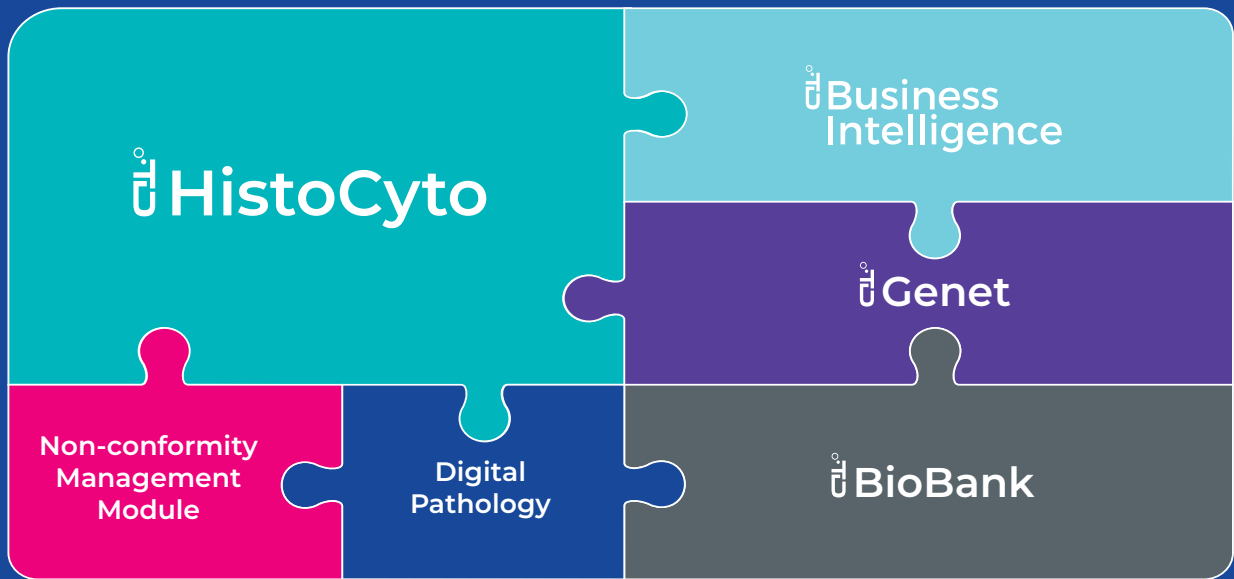
Interoperability

- Receive patient data directly from an HIS
- Connect IHC, HPV and molecular diagnostic instruments
- Drive cassette and slide printers automatically
- Consult virtual slides directly
- Email results via HPRIM Net, Apicrypt and HL7

Laboratory Management

- Generate real-time dashboards for precise workload monitoring
- Benefit from full process traceability from a single application
- Manage lead times and activity using ^{TD}BusinessIntelligence





→ **Non-conformity Management Module**

Report non-conformities at any point in the process
 Benefit from a solution that integrates into your LIS
 Optimal traceability from detection to closure of non-conformities, and follow-up of actions taken

→ **Digital Pathology**

Integrate a digital pathology solution directly with your daily tools
 Avoid double entry and automatically build image files
 Access and read virtual slides directly from patient files

→ **Business Intelligence**


Laboratory control and decision-making tool
 A graphic tool to visualize medical, financial and laboratory activity data
 Compatible with data visualization tools such as Qlik Sense, BO, PowerBI, and Tableau

→ **Genet**

Adapted to molecular, clinical and cytogenetic laboratory management
 Manage all processes from patient management, analytical workflow monitoring to result report production.
 Interfaced with ^{TD}HistoCyto, the module meets all your Biopathology needs.

→ **BioBank**

Data entry enriched with bioclinical annotations, optimized storage location management, research protocol management, and virtual catalogues for building and tracking specimen collections
 Interfaced with ^{TD}HistoCyto, ^{TD}BioBank offers simple, secure and exhaustive biobank management.



TECHNIDATA KEY FIGURES



25+ countries
covered by our
distribution network



30+ years
of expertise



TDHistoCyto
process 200 to 6500 files
per day



600+ LIS systems
connected to Hospital
Information Systems



650+ solutions
installed



15 000+ instruments
connected to our solutions

Emile Gallé Pathology Center, Nancy, France

“We were impressed by the ability of TDHistoCyto to accurately track samples. The software genuinely provides added value to this highly specialized discipline and furthermore simplifies the work of our users.”

Dr Maud OUNNOUGHENE, Anatomic-pathologist

Hospital Center of Granby, Québec, Canada

“Through my experience as a pathologist, I have tested numerous different LISs. Thanks to its efficiency and user-friendliness, TDHistoCyto is a solution that meets all expectations in pathology. I particularly appreciate the reports that can be generated so effortlessly.”

Dr Robert NICHOLSON, Anatomic-pathologist



Services

- Audits
- Training support
- Quality unit providing accreditation support
- Hotline
- Maintenance



GLOBAL PRESENCE

Global Headquarters

387, avenue Jean Kuntzmann
38330 Montbonnot - France
T. +33 (0)4 76 04 13 00
contact@technidata-web.com

North America Regional Headquarters

5795, avenue de Gaspé
Bureau 130
Montréal, Québec
H2S 2X3 - Canada
T. +1 (514) 270 7777
americas@technidata-web.com

Asia-Pacific Regional Headquarters

1401 Liberty Center Building
104 HV Dela Costa St., Salcedo Village
Makati City 1227 - Philippines
T. +63 (2) 8843 6578
asia@technidata-web.com

European subsidiaries:

• Benelux & Germany

Verlengde Poolseweg 16
4818 CL Breda - Pays-Bas
T. +31 (0) 76 205 51 12
benelux@technidata-web.com

• France

387, avenue Jean Kuntzmann
38330 Montbonnot - France
T. +33 (0)4 76 04 13 00
france@technidata-web.com

• Italy

Viale Aldini, 230
40136 Bologna (BO) - Italie
T. +39 (0) 51 330067
informazioni@technidata-web.com

• United-Kingdom

Chadwick House
Birchwood Business Park
Warrington, Cheshire
WA3 6AE - Royaume-Uni
T. +44 (0) 1925 811277
uk@technidata-web.com



www.technidata-web.com